

Shareholding pattern for the quarter ended on 31st March, 2013(I)(a) Statement showing Shareholding Pattern

Name of the Company : Cadila Healthcare Limited	
Scrp Code :	Quarter ended : March, 2013


Category Code	Category of shareholder	Number of shareholders	Total number of shares	Number of shares held in de materialized form	Total Shareholding as a percentage of total number of shares		Shares pledged or otherwise encumbered	
					As a Percentage of (A+B) (VI)	As a Percentage of (A+B+C) (VII)	No. of shares (VIII)	As a percentage (IX) = (VIII)/(IV) *100
(I)	(II)	(III)	(IV)	(V)	(VI)	(VII)	(VIII)	(IX)
(A)	Shareholding of Promoter and Promoter Group							
(1)	Indian							
(a)	Individuals / Hindu Undivided Family (incl. a Family Trust)	10	153134446	153134446	74.79	74.79		
(b)	Central Government / State Government(s)	Nil	-	-	-	-		
(c)	Bodies Corporate	1	3600	3600	0	0		
(d)	Financial Institutions / Banks	Nil	-	-	-	-		
(e)	Any Other (Specify)	Nil	-	-	-	-		
	(Sub-Total (A)(1))	11	153138046	153138046	74.79	74.79	Nil	-
(2)	Foreign							
(a)	Individuals (Non-Resident Individuals / Foreign Individuals)	Nil	-	-	-	-		
(b)	Bodies Corporate	Nil	-	-	-	-		
(c)	Institutions	Nil	-	-	-	-		
(d)	Any Other (specify)	Nil	-	-	-	-		
	(Sub-Total (A)(2))	Nil	-	-	-	-	Nil	-
	Total Shareholding of Promoter and Promoter Group (A) = (A)(1)+(A)(2)	11	153138046	153138046	74.79	74.79	Nil	-



Category Code	Category of shareholder	Number of shareholders	Total number of shares	Number of shares held in dematerialized form	Total Shareholding as a percentage of total number of shares		Shares pledged or otherwise encumbered	
					As a Percentage of (A+B) (VI)	As a Percentage of (A+B+C) (VII)	No. of shares (VIII)	As a percentage (IX) = (VIII)/(IV) *100
(I)	(II)	(III)	(IV)	(V)	(VI)	(VII)	(VIII)	(IX)
(B)	Public Shareholding						N.A.	N.A.
(1)	Institutions						N.A.	N.A.
(a)	Mutual Funds / UTI	94	12270087	12267204	5.99	5.99		
(b)	Financial Institutions / Banks	29	1572651	1571307	0.77	0.77		
(c)	Central Government/State Government(s)	1	850	850	-	-		
(d)	Venture Capital Funds	Nil	-	-	-	-		
(e)	Insurance Companies	3	9031429	9031429	4.41	4.41		
(f)	Foreign Institutional Investors	108	10959884	10959884	5.35	5.35		
(g)	Foreign Venture Capital Investors	Nil	-	-	-	-		
(h)	Any Other (Foreign Bank)	Nil	-	-	-	-		
	Sub-Total (B)(1)	235	33834901	33830674	16.53	16.53		
(2)	Non Institutions						N.A.	N.A.
(a)	Bodies Corporate	901	6671208	6662339	3.26	3.26		
(b)	Individuals -							
	I. Individual Shareholders holding nominal share capital up to Rs.1 lakh.	40300	8898478	7473364	4.35	4.35		
	II. Individual shareholders holding nominal share capital in excess of Rs.1 lakh.	23	1746549	1692669	0.85	0.85		



Category Code	Category of shareholder	Number of shareholders	Total number of shares	Number of shares held in de materialized form	Total Shareholding as a percentage of total number of shares		Shares pledged or otherwise encumbered	
					As a Percentage of (A+B) (VI)	As a Percentage of (A+B+C) (VII)	No. of shares (VIII)	As a percentage (IX) = (VIII)/(IV) *100
(I)	(II)	(III)	(IV)	(V)	(VI)	(VII)	(VIII)	(IX)
(c)	Any Other (specify) NRI/OCB	898	459338	451784	0.22	0.22	N.A.	N.A.
	Sub-Total (B)(2)	42122	17775573	16280156	8.68	8.68	N.A.	N.A.
	Total Public shareholding (B) = (B)(1)+(B)(2)	42357	51610474	50110830	25.21	25.21	N.A.	N.A.
	TOTAL (A)+(B)	42368	204748520	203248876	100.00	100.00	-	-
(C)	Shares held by Custodians and against which Depository Receipts have been issued	Nil	-	-	-	-	N.A.	N.A.
	GRAND TOTAL (A)+(B)+(C)	42368	204748520	203248876	100.00	100.00	N.A.	N.A.



(I)(b) Statement showing holding of securities (including shares, warrants, convertible securities) belonging to the category "Promoter and Promoter Group"


Sr. No.	Name of the shareholder	Details of shares held		Details of shares held			Details of warrants held		Details of convertible securities held		Total shares (incl. underlying shares assuming full conversion of warrants and convertible securities) as a % of diluted share capital
		Number of Shares	As a % of grand total (A)+(B)+(C)	No.	As a percentage	As a % of grand total (A)+(B)+(C) of sub-clause (I)(a)	No. of warrants held	As a % of total no. of warrants of the same class	No. of convertible securities held	As a % of total no. of convertible securities of the same class	
(I)	(II)	(III)	(IV)	(V)	(VI) = (V)/(III)* 100	(VII)	(VIII)	(IX)	(X)	(XI)	
1.	ZYDUS FAMILY TRUST	153107446	74.78	Nil	N.A.	-	NIL	N.A.	NIL	N.A.	74.78
2.	PRIPAN INVESTMENT PVT. LTD.	3600	0.002	Nil	N.A.	-	NIL	N.A.	NIL	N.A.	0.002
3.	SHIVANI PANKAJBHAI PATEL JTLY. PANKAJBHAI RAMANBHAI PATEL	3000	0.001	Nil	N.A.	-	NIL	N.A.	NIL	N.A.	0.001
4.	PANKAJBHAI RAMANBHAI PTEL JTLY. PRITIBEN PANKAJBHAI PATEL	3000	0.001	Nil	N.A.	-	NIL	N.A.	NIL	N.A.	0.001
5.	PANKAJBHAI RAMANBHAI PATEL (HUF)	3000	0.001	Nil	N.A.	-	NIL	N.A.	NIL	N.A.	0.001
6.	PRITIBEN PANKAJBHAI PATEL JTLY. PANKAJBHAI RAMANBHAI PATEL	3000	0.001	Nil	N.A.	-	NIL	N.A.	NIL	N.A.	0.001
7.	TARABEN RAMANBHAI PATEL JTLY. PANKAJBHAI RAMANBHAI PATEL	3000	0.001	Nil	N.A.	-	NIL	N.A.	NIL	N.A.	0.001
8.	RAMANBHAI B. PATEL (HUF)	3000	0.001	Nil	N.A.	-	NIL	N.A.	NIL	N.A.	0.001
9.	PANKAJBHAI RAMANBHAI PATEL JTLY. PRITIBEN PANKAJBHAI PATEL (R. B. PATEL WILL PANKAJ TRUST)	3000	0.001	Nil	N.A.	-	NIL	N.A.	NIL	N.A.	0.001
10.	PANKAJBHAI RAMANBHAI PATEL JTLY. SHARVIL PANKAJBHAI PATEL (P. R. PATEL SMALLER HUF)	3000	0.001	Nil	N.A.	-	NIL	N.A.	NIL	N.A.	0.001
11.	SHARVIL PANKAJBHAI PATEL	3000	0.001	Nil	N.A.	-	NIL	N.A.	NIL	N.A.	0.001
	TOTAL	153138046	74.79	Nil	N.A.	-	NIL	N.A.	NIL	N.A.	74.79

(* The term "encumbrance" has the same meaning as assigned to it in regulation 28(3) of the SAST Regulations, 2011.



(l)(c)(i) **Statement showing holding of securities (including shares, warrants, convertible securities) of persons belonging to the category "Public" and holding more than 1% of the total number of shares.**

Sr. No.	Name of the shareholder	Number of shares held	Shares as a percentage of total number of shares (i.e. Grand Total (A)+(B)+(C) indicated in Statement at para (l)(a) above)	Details of warrants		Details of convertible securities		Total shares (including underlying shares assuming full conversion of warrants and convertible securities) as a % of diluted share capital
				Number of warrants held	As a % total number of warrants of the same class	Number of convertible securities held	% w.r.t. total number of convertible securities of the same class	
1	Life Insurance Corporation of India Limited	7566914	3.7	NIL	N.A.	NIL	N.A.	3.7
2	HDFC Standard Life Insurance Company Limited	2211603	1.08	Nil	N.A.	NIL	N.A.	1.08
	Total	9778517	4.78	NIL	N.A.	NIL	N.A.	4.78



(f)(c)(ii) Statement showing holding of securities (including shares, warrants, convertible securities) of persons (together with PAC) belonging to the category "Public" and holding more than 5% of the total number of shares of the Company.

Sr. No.	Name(s) of the shareholder(s) and the Persons Acting in Concert (PAC) with them	Number of shares	Shares as a percentage of total number of shares (i.e. Grand Total (A)+(B)+(C) indicated in Statement at para (l)(a) above)	Details of warrants		Details of convertible securities		Total shares (including underlying shares assuming full conversion of warrants and convertible securities) as a % of diluted share capital
				Number of warrants	As a % total number of warrants of the same class	Number of convertible securities held	% w.r.t. total number of convertible securities of the same class	
1.	NIL	NIL	N.A.	NIL	N.A.	NIL.	N.A.	N.A.
	TOTAL	NIL	N.A.	NIL	N.A.	NIL.	N.A.	N.A.



(I)(d) Statement showing details of locked-in shares

Sr. No.	Name of the Shareholder	Number of locked-in Shares	Locked-in shares as a (%) of total number of shares {i.e., Grand Total (A)+(B)+(C) indicated in Statement at Para (I)(a) above}	Promoter/Promoter Group/Public
1	NIL	NIL	NIL	NIL
	TOTAL	NIL	NIL	NIL


(II)(a) Statement showing details of Depository Receipts (DRs) Not Applicable

Sr. No.	Type of outstanding DR (ADRs, GDRs, SDRs, etc.)	Number of outstanding DRs	Number of shares underlying outstanding DRs	Shares underlying outstanding DRs as a percentage of total number of shares {i.e., Grand Total (A)+(B)+(C) indicated in Statement at Para (I)(a) above}
	TOTAL	Nil	-	-

(II)(b) Statement showing Holding of Depository Receipts (DRs), where underlying shares are in excess of 1% of the total number of shares.

Not applicable

Sr. No.	Name of the DR Holder	Type of outstanding DR (ADRs, GDRs, SDRs, etc.)	Number of shares underlying outstanding DRs	Shares underlying outstanding DRs as a percentage of total number of shares {i.e., Grand Total (A)+(B)+(C) indicated in Statement at Para (I)(a) above}
	TOTAL	Nil	-	-



NCD holding pattern for the quarter ended on 31st March, 2013


(l)(a) **Statement showing holding Pattern in respect of 8.50% Secured Redeemable Non-Convertible Debentures (NCDs) of Rs.10,00,000/- each aggregating to Rs.5000/- lacs**

Name of the Company : Cadila Healthcare Limited	
Scrip Code : CADH14	Quarter ended : March, 2013

Category Code	Category of NCD holder	Number of NCD holders	Total number of NCDs	Number of NCDs held in de materialized form	Total NCD holding as a percentage of total number of NCDs		NCDs pledged or otherwise encumbered	
					As a Percentage of (A+B) (VI)	As a Percentage of (A+B+C) (VII)	No. of NCDs (VIII)	As a percentage (IX) = (VIII)/(IV) *100
(I)	(II)	(III)	(IV)	(V)	(VI)	(VII)	(VIII)	(IX)
(A)	NCD holding of Promoter and Promoter Group	Nil	Nil	Nil	-	-	-	-
(1)	Indian							
(a)	Individuals / Hindu Undivided Family (incl. a Family Trust)							
(b)	Central Government / State Government(s)							
(c)	Bodies Corporate							
(d)	Financial Institutions / Banks							
(e)	Any Other (Specify)							
	(Sub-Total (A)(1))	Nil	Nil	Nil	-	-	-	-
(2)	Foreign	Nil	Nil	Nil	-	-	-	-
(a)	Individuals (Non-Resident Individuals / Foreign Individuals)							
(b)	Bodies Corporate							
(c)	Institutions							
(d)	Any Other (specify)							
	(Sub-Total (A)(2))	Nil	Nil	Nil	-	-	-	-
	Total NCD holding of Promoter and Promoter Group (A) = (A)(1)+(A)(2)	Nil	Nil	Nil	-	-	-	-



Category Code	Category of NCD holder	Number of NCD holders	Total number of NCDs	Number of NCDs held in de materialized form	Total NCD holding as a percentage of total number of NCDs		NCDs pledged or otherwise encumbered	
					As a Percentage of (A+B) (VI)	As a Percentage of (A+B+C) (VII)	No. of NCDs (VIII)	As a percentage (IX) = (VIII)/(IV) *100
(I)	(II)	(III)	(IV)	(V)	(VI)	(VII)	(VIII)	(IX)
(B)	Public NCD holding						N.A.	N.A.
(1)	Institutions						N.A.	N.A.
(a)	Mutual Funds / UTI	Nil	Nil	Nil	-	-		
(b)	Financial Institutions / Banks	2	250	250	50	50		
(c)	Central Government/State Government(s)	Nil	Nil	Nil	-	-		
(d)	Venture Capital Funds	Nil	Nil	Nil	-	-		
(e)	Insurance Companies	1	250	250	50	50		
(f)	Foreign Institutional Investors	Nil	Nil	Nil	-	-		
(g)	Foreign Venture Capital Investors	Nil	Nil	Nil	-	-		
(h)	Any Other (Foreign Bank)	Nil	Nil	Nil	-	-		
	Sub-Total (B)(1)	3	500	500	100	100	N.A.	N.A.
(2)	Non Institutions						N.A.	N.A.
(a)	Bodies Corporate	Nil	Nil	Nil	-	-		
(b)	Individuals - I. Individual NCD holders holding nominal share capital up to Rs.1 lakh. II. Individual NCD holders holding nominal share capital in excess of Rs.1 lakh.	Nil	Nil	Nil	-	-		



Category Code	Category of NCD holder	Number of NCD holders	Total number of NCDs	Number of NCDs held in de materialized form	Total NCD holding as a percentage of total number of NCDs		NCDs pledged or otherwise encumbered	
					As a Percentage of (A+B) (VI)	As a Percentage of (A+B+C) (VII)	No. of NCDs (VIII)	As a percentage (IX) = (VIII)/(IV) *100
(I)	(II)	(III)	(IV)	(V)	(VI)	(VII)	(VIII)	(IX)
(c)	Any Other (specify) NRI/OCB	Nil	Nil	Nil	-	-		
	Sub-Total (B)(2)	Nil	Nil	Nil	-	-		
	Total Public NCD holding (B) = (B)(1)+(B)(2)	3	500	500	100	100	N.A.	N.A.
	TOTAL (A)+(B)	3	500	500	100	100	N.A.	N.A.
(C)	NCDs held by Custodians and against which Depository Receipts have been issued	Nil	-	-	-	-	N.A.	N.A.
	GRAND TOTAL (A)+(B)+(C)	3	500	500	100	100	N.A.	N.A.



(I)(b) Statement showing NCD holding of persons belonging to the category "Promoter and Promoter Group"


Category Code	Category of NCD holder	Number of NCD holders		Total number of NCDs		
		Number of NCDs	NCDs as a percentage of total number of NCDs {i.e., Grand Total (A)+(B)+(C) indicated in Statement at Para (I)(a) above}	Number	As a Percent -tage of (A+B) (VI)	As a Percent -tage of (A+B+C) (VII)
(I)	(II)	(III)	(IV)	(V)		
	Nil	Nil	Nil	-	-	-

(I)(c) Statement showing NCD holding of persons belonging to the category "Public" and holding more than 1% of the total number of NCDs

Sr. No.	Name of the NCD holder	Number of NCD	NCDs as a percentage of total number of NCD {i.e., Grand Total (A)+(B)+(C) indicated in Statement at Para (I)(a) above}
1.	THE NEW INDIA ASSURANCE COMPANY LIMITED	250	50%
2.	EXPORT CREDIT GUARANTEE CORPORATION OF INDIA	150	30%
3.	THE LAKSHMI VILAS BANK LIMITED	100	20%
	TOTAL	500	100%

(I)(d) Statement showing details of locked-in NCDs Not Applicable

Sr. No.	Name of the NCD holder	Number of locked-in NCDs	Locked-in NCDs as a percentage of total number of NCDs {i.e., Grand Total (A)+(B)+(C) indicated in Statement at Para (I)(a) above}
	Nil	Nil	Nil




(II)(a) Statement showing details of Depository Receipts (DRs) Not Applicable

Sr. No.	Type of outstanding DR (ADRs, GDRs, SDRs, etc.)	Number of outstanding DRs	Number of NCD underlying outstanding DRs	NCD underlying outstanding DRs as a percentage of total number of shares {i.e., Grand Total (A)+(B)+(C) indicated in Statement at Para (I)(a) above}
		Nil	Nil	Nil
				-

(II)(b) Statement showing Holding of Depository Receipts (DRs), where underlying NCDs are in excess of 1% of the total number of NCD

Not applicable

Sr. No.	Name of the DR Holder	Type of outstanding DR (ADRs, GDRs, SDRs, etc.)	Number of NCDs underlying outstanding DRs	NCDs underlying outstanding DRs as a percentage of total number of NCDs {i.e., Grand Total (A)+(B)+(C) indicated in Statement at Para (I)(a) above}
		Nil	-	-



NCD holding pattern for the quarter ended on 31st March, 2013


(l)(a) **Statement showing holding Pattern in respect of 9.70% Secured Redeemable Non-Convertible Debentures (NCDs) of Rs.10,00,000/- each aggregating to Rs.17500/- lacs**

Name of the Company : Cadila Healthcare Limited	Quarter ended : March, 2013
Script Code : CADH16	

Category Code	Category of NCD holder	Number of NCD holders	Total number of NCDs	Number of NCDs held in de materialized form	Total NCD holding as a percentage of total number of NCDs		NCDs pledged or otherwise encumbered	
					As a Percentage of (A+B) (VI)	As a Percentage of (A+B+C) (VII)	No. of NCDs (VIII)	As a percentage (IX) = (VIII)/(IV) *100
(I)	(II)	(III)	(IV)	(V)	(VI)	(VII)	(VIII)	(IX)
(A)	NCD holding of Promoter and Promoter Group	Nil	Nil	Nil	-	-	-	-
(1)	Indian							
(a)	Individuals / Hindu Undivided Family (incl. a Family Trust)							
(b)	Central Government / State Government(s)							
(c)	Bodies Corporate							
(d)	Financial Institutions / Banks							
(e)	Any Other (Specify)							
	(Sub-Total (A)(1))	Nil	Nil	Nil	-	-	-	-
(2)	Foreign	Nil	Nil	Nil	-	-	-	-
(a)	Individuals (Non-Resident Individuals / Foreign Individuals)							
(b)	Bodies Corporate							
(c)	Institutions							
(d)	Any Other (specify)							
	(Sub-Total (A)(2))	Nil	Nil	Nil	-	-	-	-
	Total NCD holding of Promoter and Promoter Group (A) = (A)(1)+(A)(2)	Nil	Nil	Nil	-	-	-	-



Category Code	Category of NCD holder	Number of NCD holders	Total number of NCDs	Number of NCDs held in de materialized form	Total NCD holding as a percentage of total number of NCDs		NCDs pledged or otherwise encumbered	
					As a Percentage of (A+B) (VI)	As a Percentage of (A+B+C) (VII)	No. of shares (VIII)	As a percentage (IX) = (VIII)/(IV) *100
(I)	(II)	(III)	(IV)	(V)	(VI)	(VII)	(VIII)	(IX)
(B)	Public NCD holding						N.A.	N.A.
(1)	Institutions						N.A.	N.A.
(a)	Mutual Funds / UTI	Nil	Nil	Nil	-	-		
(b)	Financial Institutions / Banks	1	50	50	2.86	2.86		
(c)	Central Government/State Government(s)	Nil	Nil	Nil	-	-		
(d)	Venture Capital Funds	Nil	Nil	Nil	-	-		
(e)	Insurance Companies	8	1700	1700	97.14	97.14		
(f)	Foreign Institutional Investors	Nil	Nil	Nil	-	-		
(g)	Foreign Venture Capital Investors	Nil	Nil	Nil	-	-		
(h)	Any Other (Foreign Bank)	Nil	Nil	Nil	-	-		
	Sub-Total (B)(1)	9	1750	1750	100%	100%	N.A.	N.A.
(2)	Non Institutions						N.A.	N.A.
(a)	Bodies Corporate	Nil	Nil	Nil	-	-		
(b)	Individuals - I. Individual NCD holders holding nominal share capital up to Rs.1 lakh. II. Individual NCD holders holding nominal share capital in excess of Rs.1 lakh.	Nil	Nil	Nil	-	-		



Category Code	Category of NCD holder	Number of NCD holders	Total number of NCDs	Number of NCDs held in dematerialized form	Total NCD holding as a percentage of total number of NCDs		NCDs pledged or otherwise encumbered	
					As a Percentage of (A+B) (VI)	As a Percentage of (A+B+C) (VII)	No. of shares (VIII)	As a percentage (IX) = (VIII)/(IV) *100
(I)	(II)	(III)	(IV)	(V)	(VI)	(VII)	(VIII)	(IX)
(c)	Any Other (specify) NRI/OCB	Nil	Nil	Nil	-	-		
	Sub-Total (B)(2)	Nil	Nil	Nil	-	-		
	Total Public NCD holding (B) = (B)(1)+(B)(2)	9	1750	1750	100	100	N.A.	N.A.
	TOTAL (A)+(B)	9	1750	1750	100	100	N.A.	N.A.
(C)	NCDs held by Custodians and against which Depository Receipts have been issued	Nil	-	-	-	-	N.A.	N.A.
	GRAND TOTAL (A)+(B)+(C)	9	1750	1750	100	100	N.A.	N.A.



(I)(b) Statement showing NCD holding of persons belonging to the category "Promoter and Promoter Group"


Category Code	Category of NCD holder	Number of NCD holders		Total number of NCDs		
		(III)	(IV)	(V)	(VI)	(VII)
(I)	(II)	Number of NCDs	NCDs as a percentage of total number of NCDs {i.e., Grand Total (A)+(B)+(C) indicated in Statement at Para (I)(a) above}	Number	As a Percent-tage of (A+B) (VI)	As a Percent-tage of (A+B+C) (VII)
	Nil	Nil	Nil	-	-	-

(I)(c) Statement showing NCD holding of persons belonging to the category "Public" and holding more than 1% of the total number of NCDs

Sr. No.	Name of the NCD holder	Number of NCD	NCDs as a percentage of total number of NCD {i.e., Grand Total (A)+(B)+(C) indicated in Statement at Para (I)(a) above}
1.	The New India Assurance Co. Ltd.	500	28.57
2.	Export Credit Guarantee Corpn. of India Ltd.	50	2.86
3.	SBI Life Insurance Company Ltd.	500	28.57
4.	Birla Sunlife Insurance Company Ltd.	200	11.43
5.	General Insurance Corporation of India	150	8.57
6.	The Oriental Insurance Company Ltd.	100	5.71
7.	Max Life Insurance Company Ltd.- Growth Fund	200	11.43
8.	Max Life Insurance Company Ltd. – Pension Growth Fund	20	1.14
9.	Max Life Insurance Company Ltd.- Dynamic Opportunities Fund	30	1.72
	TOTAL	1750	100%

(I)(d) Statement showing details of locked-in NCDs Not Applicable

Sr. No.	Name of the NCD holder	Number of locked-in NCDs	Locked-in NCDs as a percentage of total number of NCDs {i.e., Grand Total (A)+(B)+(C) indicated in Statement at Para (I)(a) above}
	Nil	Nil	Nil



(II)(a) Statement showing details of Depository Receipts (DRs) Not Applicable

Sr. No.	Type of outstanding DR (ADRs, GDRs, SDRs, etc.)	Number of outstanding DRs	Number of NCD underlying outstanding DRs	NCD underlying outstanding DRs as a percentage of total number of shares {i.e., Grand Total (A)+(B)+(C) indicated in Statement at Para (I)(a) above}
		Nil	Nil	-

(II)(b) Statement showing Holding of Depository Receipts (DRs), where underlying NCDs are in excess of 1% of the total number of NCD.

Not applicable

Sr. No.	Name of the DR Holder	Type of outstanding DR (ADRs, GDRs, SDRs, etc.)	Number of NCDs underlying outstanding DRs	NCDs underlying outstanding DRs as a percentage of total number of NCDs {i.e., Grand Total (A)+(B)+(C) indicated in Statement at Para (I)(a) above}
		TOTAL	Nil	-

